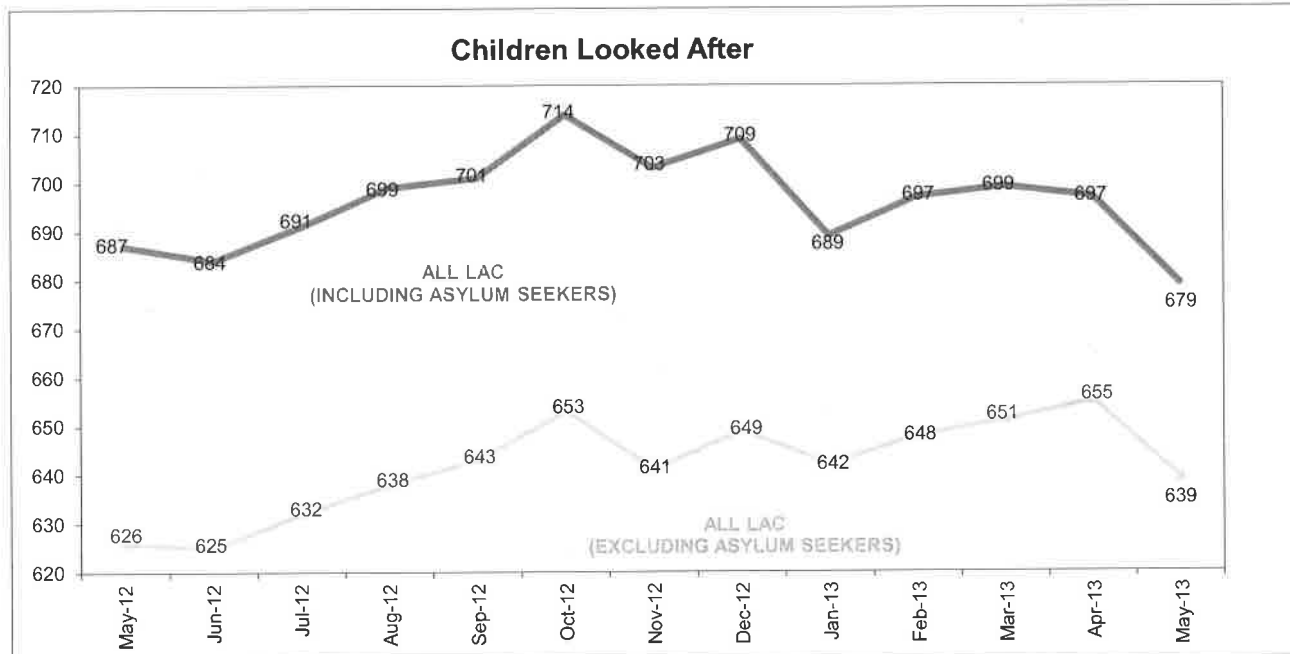


CHILDREN LOOKED AFTER

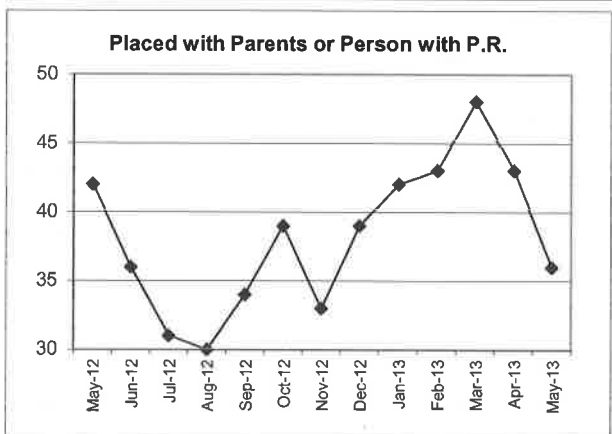
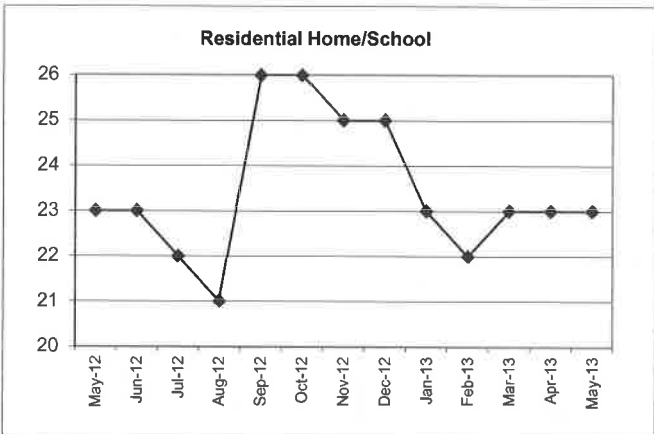
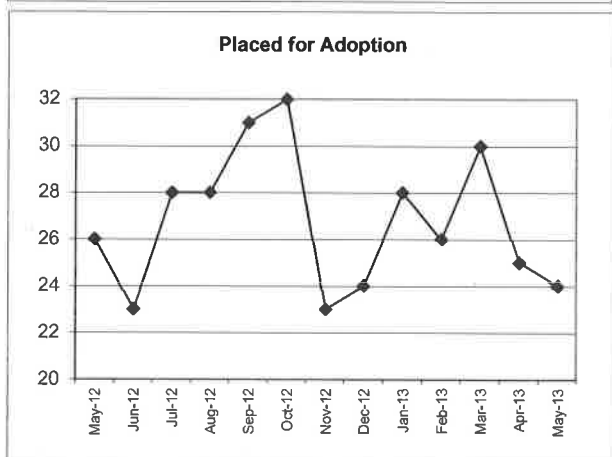
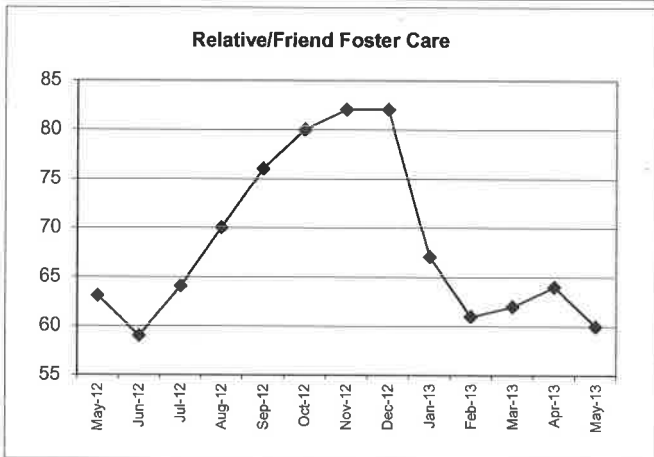
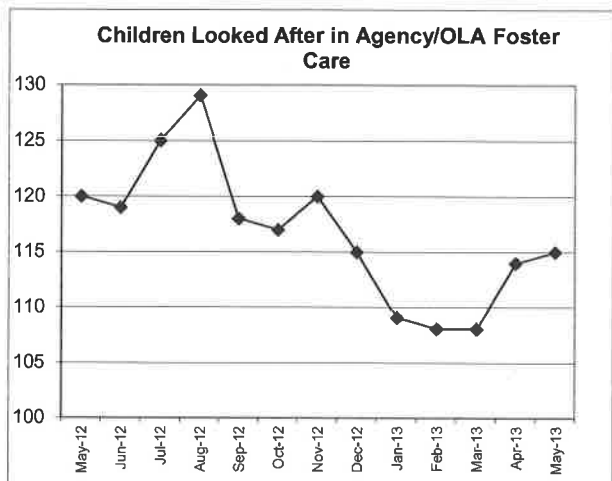
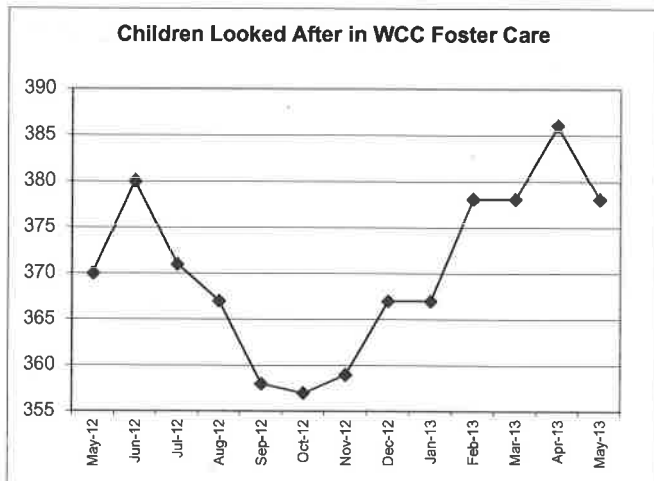


At 31 May 2013, Warwickshire's looked after population decreased by 18 to 679 whilst the number of looked after children excluding asylum seekers decreased by 16 to 639.

Number of Looked After cases allocated by team

	Dec-12	Jan-13	Feb-13	Mar-13	Apr-13	May-13
N. Warks Ch&F Team	68	69	69	69	64	60
North Warwickshire (ALL)	68	69	69	69	64	60
Bedworth Children's Team	165	164	162	157	159	161
Nuneaton Children's Team	79	71	75	78	80	77
Nuneaton & Bedworth (ALL)	244	235	237	235	239	238
Rugby Children's Services Team	111	109	111	112	112	107
Rugby (ALL)	111	109	111	112	112	107
Stratford District Children's Team	77	78	77	83	84	83
Stratford (ALL)	77	78	77	83	84	83
Warwick District CAT	1	3	5	5	6	5
Kenilworth/Warwick	58	57	58	58	60	58
Leamington Ch&F Team	68	69	67	66	66	64
Warwick (ALL)	127	129	130	129	132	127
N/W, Nun & Bed Integrated Disability	6	6	7	7	7	6
Rugby Integrated Disability	1	1	1	1	1	1
Stratford Integrated Disability	2	2	2	2	2	2
Wark & Lm Integrated Disability	8	8	8	7	8	9
IDS Autism Team	4	4	5	5	5	5
Integrated Disability Service (ALL)	21	21	23	22	23	23
Asylum Seekers	60	47	49	48	42	40
Other Countywide Services	1	1	1	1	1	1
Warwickshire (TOTAL)	709	689	697	699	697	679

Children Looked After by Placement Type



At 31 May 2013, an increase was seen in children placed with in agency/OLA foster care (up 1 to 115), and children placed in other placements (up 1 to 43).

Decreases were seen in children placed in WCC foster care (down 8 to 378), children placed with relative/friend foster carer (down 4 to 60), children placed for adoption (down 1 to 24), and children placed with parents or person with P.R. (down 7 to 36).

Looked After Children by Placement Type by Team at 31 May 2013

	WCC Foster Care	Placed for Adoption	Residenti al Home/ School	Agency/O LA Foster Care	Relative/ Friend Foster Care	Placed with Parents/ Person with PR	Other Placement e.g. Independent Living, Mother & Baby Unit
N. Works Ch&F Team	43	2	1	10	2	0	2
Bedworth Children's Team	81	3	8	42	13	8	6
Nuneaton Children's Team	48	7	2	8	8	3	1
Rugby Children's Team	68	4	0	17	10	5	3
Stratford Children's Team	40	5	3	16	10	6	3
Warwick District CAT	5	0	0	0	0	0	0
Kenilworth/Warwick	31	1	1	4	6	7	8
Leamington Ch&F Team	34	2	2	9	9	7	1
N/W, Nun & Bed Int Disab	1	0	0	4	1	0	0
Rugby Integrated Disability	0	0	1	0	0	0	0
Stratford Integrated Disab	1	0	1	0	0	0	0
Wark & Lm Integrated Disab	8	0	0	1	0	0	0
IDS Autism Team	1	0	4	0	0	0	0
Asylum Seekers	16	0	0	4	1	0	19
Other Countywide Services	1	0	0	0	0	0	0
Warwickshire (TOTAL)	378	24	23	115	60	36	43

FOSTERING

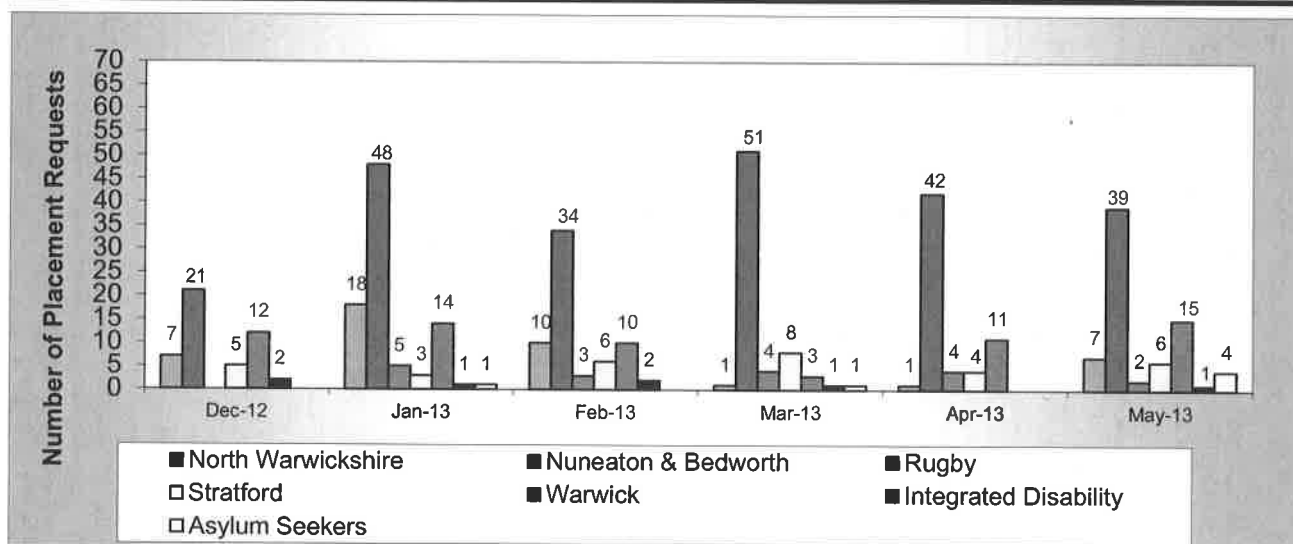
Approval Categories of Foster Carers at 31 May 2013 by Team

	Family & Friends	Family Link	General/ Mainstream	Contract Fostering	Staying Put
Stratford	0	0	1	0	0
Rugby	0	0	3	0	0
EDT	0	0	4	0	0
North Fostering	0	0	136	0	8
South Fostering	0	0	111	0	5
Fostering Kinship	60	0	1	0	1
Short Break Care Service	0	21	0	4	0
Total	60	21	256	4	14

As at 31 May 2013 there were **341** foster care households in Warwickshire recorded on Carefirst.

There are currently **14** carers who are approved to provide 'staying put' placements for young people aged 18+. Of these **14**, **7** are approved solely for 'staying put' placements whilst the other **7** are also approved for foster care.

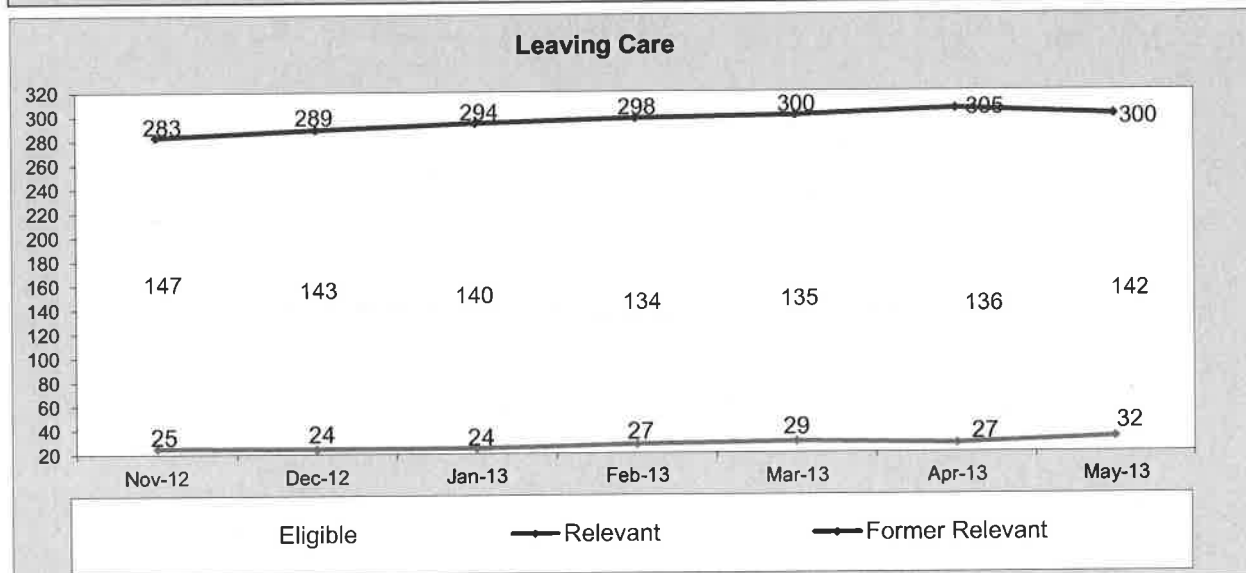
Foster Care Placement Requests during the month by District



Please note that this report pulls through where a 'placement request part 1' form has been completed by a children's team on Carefirst 6.

During May 2013 there were 74 placement requests recorded compared to 62 placement requests in the previous month.

LEAVING CARE



At 31 May 2013, Warwickshire's 16-21 leaving care population increased by 4 to 474. Of these, 136 were eligible and still in the care system while a further 331 were either relevant or former relevant. All of these children have been looked after for 13 weeks or more since the age of 14 and were looked after at some point of their 16th year. Please note we have included an additional column (see table below) which details Post 21 Support being provided by an allocated worker within a leaving care team.

Number of Leaving Care Cases by District as at 31 May 2013

	Eligible (16/17 yrs but still Looked After)	Relevant (16/17 yrs previously looked after)	Former Relevant (18-21 who were either previously Eligible or Relevant)	Post 21 support (in Education / Training)	District Total
North Warwickshire (ALL)	7	2	16	2	27
Nuneaton & Bedworth (ALL)	26	2	44	1	73
Rugby (ALL)	17	11	43	5	76
Stratford (ALL)	16	2	22	2	42
Warwick (ALL)	37	4	41	2	84
Asylum Seekers	32	4	111	1	148
Integrated Disability	7	1	0	0	8
Youth Offending	0	0	2	0	2
No Allocated Team	0	6	17	0	23
Allocated to Adult Services	0	0	4	0	4
Warwickshire (TOTAL)	142	32	300	13	487

Number of Young People aged 18+ in a Staying Put Placement as at 31 May 2013

	Staying Put with Former Foster Carer	Staying Put but not Former Foster Carer
North Warwickshire (ALL)	0	0
Nuneaton & Bedworth (ALL)	1	0
Rugby (ALL)	10	0
Stratford (ALL)	4	0
Warwick (ALL)	0	0
Integrated Disability Service (AL)	0	0
Asylum Seekers	1	0
No allocated team	1	0
Allocated to Adult Services	0	0
Warwickshire (TOTAL)	18	0

